

K1894

Charles P. Notman

PARTS LIST

PART #	DESCRIPTION	SIZE	QTY	USE
FITTINGS				
F0023	bollard	1/2"	4	bollard
F0030	capstan	1/2"	2	forecastle; midships
F0035	bow sprit cap		1	bow sprit
F0040	pins	1/2"	200	chainplates; strong backs
F0093	britannia strip	1/16"	25	mast bands; futtock bands; halyard bands; spring stay bands; galley & boiler pipe supports
F0094	britannia strip	3/32"	4	masthead cap
F0117	belaying pins	5/16"	80	belaying pins
F0126	airports	3/32"	9	midships house; aft house; galley stack
flange				
F0127	air ports	5/32"	1	boiler pipe flange
F0271	wheel	5/8"	1	wheel
F0376	block, dbl	1/8"	36	boom tackle; jib sheets; boat tackle
F0377	block, dbl	3/16"	4	main sheets
F0384	block, treble	3/16"	12	main sheets; throat halyards
F0401	block, single	1/8"	82	halyards; boom tackle; clew lines
F0402	block, single	3/16"	24	peak halyards; sheets
F0419	stanchions, fife rail	1/4"	6	mizzen & spanker fife rail; steering box
F0453	hawse lips	3/8"	1 pr	hawse lips
F0502	anchor	1 5/8'	2	anchor
F0505	eye bolt	1/4"	72	rigging points
F0508	eye bolt	3/4"	2	pump rods
F0521	deadeyes	3/32"	50	forestays; capstays; martingale back stays
F0536.2	ladder		2	main deck
F0568	eyeband	5/16"	2	bow sprit
F0570	eyeband	3/16"	21	jib boom; booms
F0571	eyeband	1/8"	16	jib boom; gaffs
F0575	turbuckle	3/8"	16	upper shrouds
F0580	cleat	1/8"	2	jib sheet; jack halyard
F0587	eyeband	5/32	2	jib boom
F0594	winch head	1/4"	2	forecastle house
F0598	trailboards		1 pr	trailboards
F0609	capstan	5/16"	1	forecastle
F0651	air port	1/8"	1	galley pipe
F0668	mast boot	5/16"	4	mast boot
F0677	pump wheel	1/2"	2	pump wheel
F0717	closed chock	3/8"	8	chock rail
F0815	deck pump	3/16"	2	deck pump
F0850	gudgeons & pintles	1/8"	3 prs	rudder
F0977	chain	24 lpi	4 ft.	bobstays; purchases
F0981	chain	11 LPI	6 in.	anchor chain
FNT01	martingale		1	martingale
FNT02	boiler stack		1	boiler stack
FNT03	boiler stack extension		1	boiler stack
FNT04	boat		1	boat
FNT05	galley stack		1	galley stack
FNT06	stanchions		110	main rail
FNT07	fife rail		2	mizzen & spanker
FNT08	fife rail side		2	main mast
FNT09	fife rail front		1	main mast

PART #	DESCRIPTION	SIZE	QTY	USE
FNT10	boom jaw rest		4	masts
FNT11	windlass handle		1	windlass
FNT12	after house ladder		2	after house
FNT14	boat davits		2	davits
FNT15	tumbuckle, large		10	stays
FNT16	tumbuckle, small		36	shrouds

LASER

LNT1	keel	3mm	1	
LNT2P-16P	bulkheads	3/16"	1	
LNT2S-16S	bulkheads	3/16"	1	
LNT3A	deck beam	1/8"	2	
LNT4A	forecastle deck beam	1/16"	1	
LNT7A	main deck beam	1/8"	2	
LNT17	transom template	1/16"	1	
LNT18	forecastle sub deck	1/16"	2	
LNT19	main sub deck	1/16"	2	
LNT20	poop sub deck	1/16"	2	
LNT21	forecastle weather deck	1/16" plank width	2	
LNT22	main weather deck	1/16" plank width	2	
LNT23	poop weather deck	1/16" plank width	2	
LNT24	knighthead bitt	1/8"	2	
LNT25	knighthead bitt crossbar	1/16"	1	
LNT26	gammon knee	1/8"	1	
LNT27	rudder	1/8"	1	
LNT28A	forecastle chock rail, fwd section	1/16"	2	
LNT28B	forecastle chock rail, aft section	1/16"	2	
LNT29	forward garboard	1/16"	2	
LNT30	aft garboard	1/16"	2	
LNT31	boom & gaff jaws	1/16"	16	
LNT32	helmsman's grating	1/16"	1	
LNT33	after house aft bulkhead	1/16"	1	
LNT34	after house fwd bulkhead	1/16"	1	
LNT35	after house sides	1/16"	2	
LNT36P	after house roof - port	1/16" plank width	1	
LNT36S	after house roof - stbd	1/16" plank width	1	
LNT37A	midships house aft bulkhead	1/16"	1	
LNT37F	midships house fwd bulkhead	1/16"	1	
LNT38	midships house sides	1/16"	2	
LNT39	midships house roof	1/16" plank width	1	
LNT40	forecastle house aft bulkhead	1/16"	1	
LNT41	forecastle house fwd bulkhead	1/16"	1	
LNT42	forecastle house sides	1/16"	2	
LNT43P	forecastle house roof port	1/16" plank width	1	
LNT43S	forecastle house roof starboard	1/16" plank width	1	
LNT44	after house aft companion aft bulkhead	1/16"	1	
LNT45	after house aft companion fwd bulkhead	1/16"	1	
LNT46	after house aft companion sides	1/16"	2	
LNT47	midships house companion base	1/16"	2	
LNT48	after house skylight bulkhead	1/16"	2	
LNT49	after house skylight sides	1/16"	2	
LNT50	after house forward companion fore bulkhead	1/16"	1	
LNT51	after house forward companion aft bulkhead	1/16"	1	
LNT52	after house forward companion sides	1/16"	2	
LNT53	cat heads	3/16"	2	
LNT54	forward cradle upright	1/4"	1	
LNT55	aft cradle upright	1/4"	1	
LNT56	boiler casing	1/8"	1	

PART #	DESCRIPTION	SIZE	QTY
LNT57	deck hatch bases	1/4"	3
LNT58	aft bitt bases	1/16"	2
LNT59	bollard bases	1/16"	4
LNT60	cargo hatch covers	1/16"	3
LNT61	sheet deck pad	1/16"	6
LNT61A	circular sheet block deck pad	1/16"	6
LNT62	friction brake	1/16"	1
LNT63	trestle trees	1/16"	8
LNT64	forecastle house gussets	1/16"	2
LNT65	foremast pin rail	1/32"	2
LNT66	boat floor boards	1/64"	1
LNT67	boat seat	1/64"	1
LNT68	lower mast hoops	1/32"	80
LNT69	top mast hoops	1/32"	52
LNT70	bees	1/16"	2
LNT71	midships house companion hatch	1/16"	2
LNT72	aft house forward companion roof	1/16"	1
LNT73	aft house skylight roof	1/16"	1
LNT74	aft house aft companion roof	1/16"	1
LNT75	capstan base	3/16"	3
LNT76	forecastle & midships house roof	1/16"	3
LNT77	deck hatch covers	1/16"	3
LNT78	chainplate jig	1/16"	1

PHOTO-ETCH - one .020" fret (SEE OPPOSITE PAGE):

PENT1P	after house side windows - port	6
PENT1S	after house side windows - stbd	6
PENT2P	after house double skylight windows - port	3
PENT2S	after house double skylight windows - stbd	3
PENT3P	after house triple companion side windows - port	3
PENT3S	after house triple companion side windows - stbd	3
PENT4	after house triple skylight end windows	5
PENT5	after house aft companion door	1
PENT6P	after house forward companion door - port	1
PENT6S	after house forward companion door - stbd	1
PENT7	after house forward companion bulkhead	1
PENT8	midship house companion doors	2
PENT9A	forecastle house sliding door	3
PENT9B	forecastle house sliding door	3
PENT10P	forecastle house sliding windows - port	3
PENT10S	forecastle house sliding windows - stbd	3
PENT11	forecastle house aft bulkhead access hatch	1
PENT12	steering box cover	1
PENT13	gangway	1
PENT14	upper springstay bail (aft)	3
PENT15	lower springstay bail	3
PENT16	springstay bail (fwd)	4
PENT17	bobstay brackets	4
PENT18	spreaders	8
PENT19	chainplates	54
PENT20	windlass brake stanchion	2
PENT20A	windlass brake stanchion gusset	2
PENT20B	windlass brake stanchion base	1
PENT21	Capstay chainplates	6

PART #	DESCRIPTION	SIZE	QTY	USE
RIGGING				
R1683	spool of white line	0.015" diameter	15 yds	lower shrouds; spring stays; jib & jib top-sail stay; topmast shrouds,; backstays
R1684	spool of white line	0.010" diameter	75 yds	outer jib stay; all halyards, sheets & lifts; topgallant & topmast stays; all lower bowsprit stays
R1665	spool of white line	.005" diameter	15 yds	stays
R1663	spool of white line	.012" diameter	15 yds	flying jib stay; cap shroud
R0899	steel wire	26 guage	3 yds	hanks; lcargo hatch lifting rings,

STYRENE

S8120	strip	.020" x .020" x 14"	6	house moldings
S8122	strip	.020" x .040" x 14"	20	shroud battens
S8142	strip	.040" x .040" x 14"	10	house door framing; house molding; hatch molding
S8293	angle	.100" x .100" x 14"	2	house edging
S8126	strip	.020" x .125" x 7"	1	barn door
S8123	strip	.020" x .060" x 7"	1	guard iron

TUBING & ROD

F1160	brass rod	1/32" x 12"	3	sheer pole;horses;whisker pole
F1159	brass rod	.020" x 12"	7	bail pins
F1134	brass tube	11/32" X 2"	1	chafing plates on masts
F1125	brass tube	1/16" x 12"	1	jib staysail iron

WOOD

W1279	bass double bead	1/16" x 24"	9	planksheer moulding; flyrail molding; chock ail moulding
W1353	bass	1/32" x 1/16" x 24"	2	turnbuckle keeper; channel backing
W1354	bass	1/32" x 3/32" x 12"	1	hatch ridge beam
W1356	bass	1/32" x 3/16" x 6"	1	rudder doubler
W1370	bass	1/16" x 1/16" x 24"	15	crosstrees; strongbacks; covering board
W1371	bass	1/16" x 3/32" x 6"	1	deck hatch coamings
W1372	bass	1/16" x 1/8" x 24"	36	planking; flyrail; ceiling; cabin waterways
W1373	bass	1/16" x 3/16" x 24"	2	hatch coaming
W1374	bass	1/16" x 1/4" x 24"	60	planking
W1375	bass	1/16" x 1/2" x 24"	8	bulkhead lock tab; aft house roof beam; covering board; buffalo rail
W1378	bass	3/32" x 3/32" x 24"	6	sheer plank; cabin locators
W1385	bass	1/8" x 1/8" x 24"	2	chock rail
W1387	bass	1/8" x 1/4" x 24"	2	keel; stem
W1391	bass	3/16" x 3/16" x 24"	3	top masts; cat heads; windlass post; aft bits
W1396	bass	1/4" x 1/4" x 3"	1	samson post
W1397	bass	1/4" x 1/2" x 12"	1	pedestal filler blocks
W1400	bass	1/2" x 1/2" x 2"	1	steering box
W1401	bass	1/2" x 1" x 24"	1	mast step doubler
W1223	balsa	1" x 2" x 24"	2	bow & stem filler blocks
W1346	glued-up decking	1 1/2" x 24"	1	main & poop weather deck (3/32" planks) mast partner
W1264	dowel	5/16" x 18"	4	lower masts
W1264	dowel	5/16" x 9"	1	bow sprit
W1263	dowel	3/16" x 12"	1	jib boom
W1262	dowel	3/16" x 9"	4	booms
W1261	dowel	1/8" x 6"	4	gaffs
W1260	dowel	3/32" x 12"	1	jib poles
W1265	dowel	3/8" x 9"	2	cradle

MISCELLANEOUS

FSEG-5	map pins	4	mast trucks
1894F	flags	1 set	
1894T	decals (dry transfer)	1 set	
1894P	plans (6 sheets)	1 set	
1894M	instruction book	1	
	BJNG	1	
	#4 box	1	
	label	1	

#1894 Notman



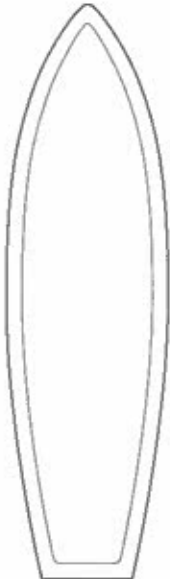
NT - 1



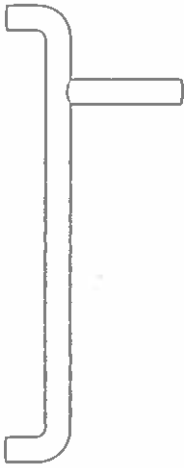
NT - 2



NT - 3



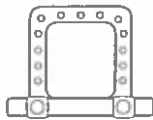
NT - 4



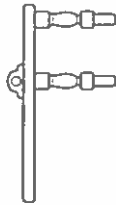
NT - 5



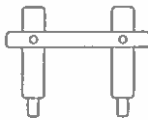
NT - 6



NT - 7



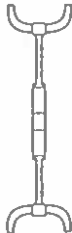
NT - 8



NT - 9



NT - 10



NT - 11



NT - 12



NT - 14



NT - 15



NT - 16

